




## MENIU PRINCIPAL



Meniul principal va fi afisat la pornirea aparatului.

-----FM----- (in cadrul meniului Setari)




- 1 . Apasati "FM" si deschideti
- 2 . Frecventa de emisie a modulatorului :FM 87.5MHZ-108.0MHZ  
Alegeti cu frecventa. Veti putea folosi undele emise in frecventa selectata pentru receptia audio pentru device-ul dvs/
- 3 . Selectati aceeasi frecventa la radioul dvs cu frecventa selectata pe device-ul dvs , atunci veti putea receptiona semnal audio de la device-ul dvs in radioul respectiv
- 4 . Daca doriti revenirea in ecranul anterior, va rugam apasati butonul Close.



## BlueTooth


1. Apasati Bluetooth dupa care apasati Search



2 . Cautati mobilul dvs si conectati-l , Parola: 0000



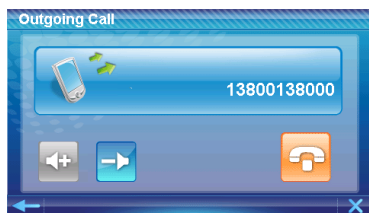
3 . Conectarea Bluetooth cu succes va arata asa:



4 . Apasati: Dial" si formati:



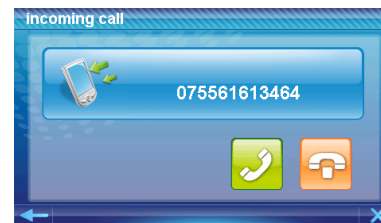
5 . Ecran Apelare:



6 . Ecran apel activ:



7 . Ecran primire apel:



8 . Ecran numere formate, primite, pierdute:

